

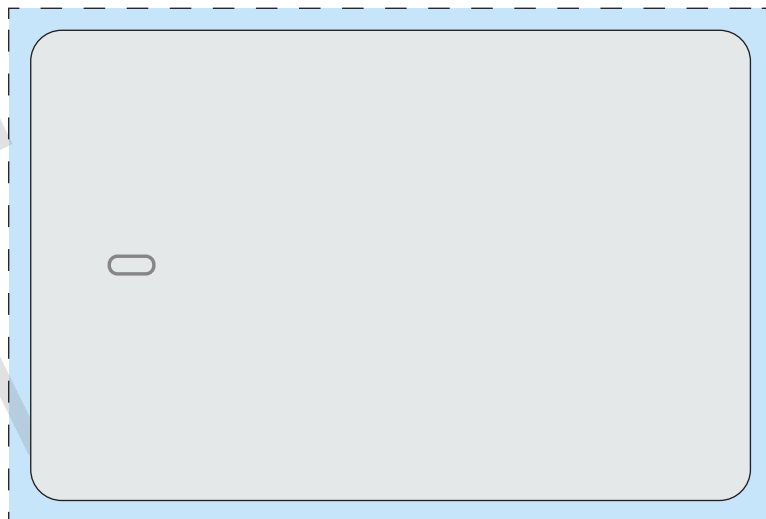
## Artwork Requirements

Artwork should be prepared in the following way:

- Supported file types: Vector .PDF .EPS .AI .SVG or high-res .JPEG or .PNG  
*\*Please note that if the printing of white ink is required, a vector artwork file must be provided*
- All artwork should be set in CMYK colours (not RGB)
- .JPEG and .PNG files must be of high resolution (No lower than 300DPI)
- All fonts should be converted to vector outlines.
- Please clearly mark which is top / bottom / left / right on your artwork.
- **Please note that failing to adhere to these guidelines may result in reduced print quality**

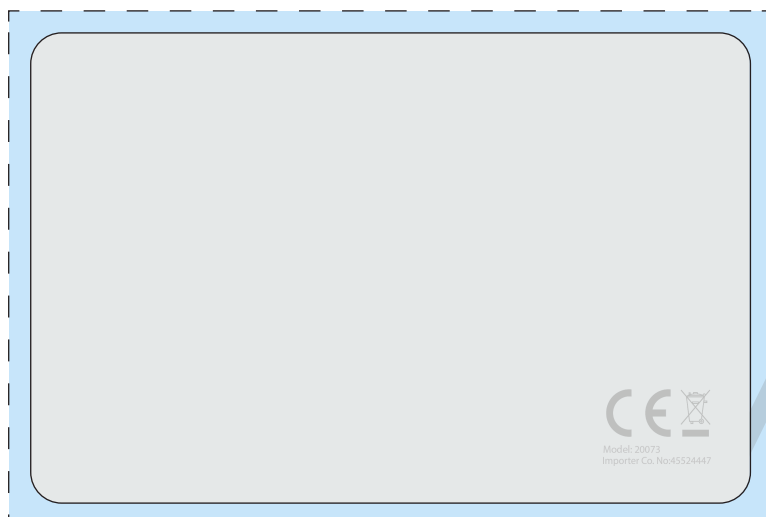
**Product Dimensions:** 95mm x 62mm x 8mm

**Print Area:** 101mm x 68mm (inc. 3mm bleed area)



### Orientation A (Default)

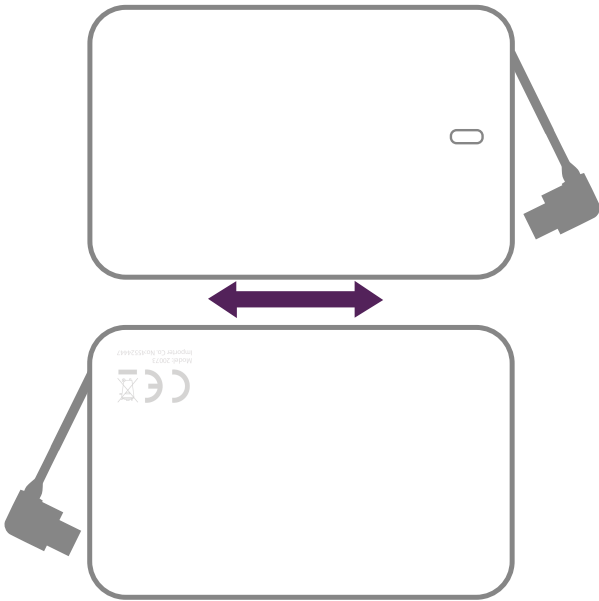
This orientation enables the powerbank to be flipped like intended; From right to left. This is the conventional flip applied to everyday cards including Credit Cards and Business Cards. Please see other orientation options on the back of this artwork guideline. Let your account manager know if you would like to change to a different orientation.



CE marks are a legal requirement for the sale of any product sold within the UK where the manufacturer has checked and tested the product to ensure it meets EU health and safety or environmental regulations.

It can not be covered up by a full bleed print. The full bleed CE mark must use black as its background as standard, this will prevent the original CE mark print from showing through.



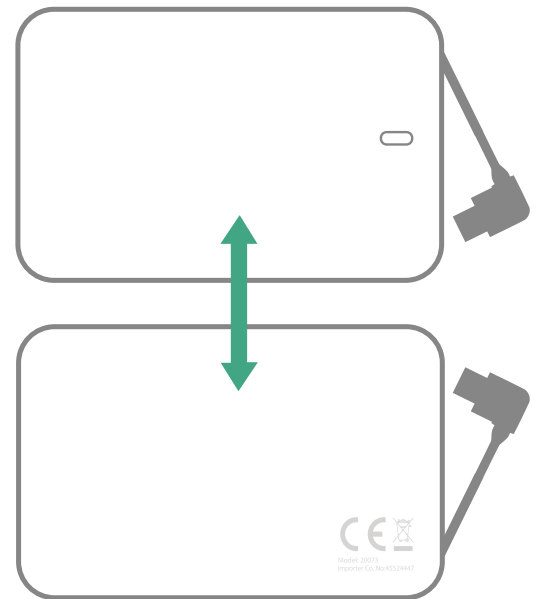


## ORIENTATION B

**Please note:** this design uses the default flip (A) however as the LED light is on the right and it causes the CE mark to be facing upside down when flipping from right to left.

## ORIENTATION C

Orientation C is the typical flip applied to most USB sticks across the classic range, this includes Twisters and Chics. However as the Credit Card Powerbank has a evidently marked front/back, this flip effects the print of the CE mark on the back of the powerbank



## ORIENTATION D

**Please note:** The LED light will feature on the left hand side of the powerbank and when flipped from top to bottom the CE mark will be placed in the bottom right hand corner.

